

2645 Skymark Avenue

Mississauga, Ontario

////////

137,500 sf of prime industrial space ideally located
in Mississauga's Airport Corporate Centre



**CUSHMAN &
WAKEFIELD**

2645 Skymark Avenue

Mississauga, Ontario

Welcome to 2645 Skymark Avenue, a prestigious industrial facility in Mississauga's Airport Corporate Centre. Spanning an impressive 137,500 square feet, the building offers a combination of existing warehouse space and a newly constructed addition.

The warehouse boasts 30 to 36 foot clear height, with 2,773 square feet of finished office space. Parking is ample and the facility offers excellent access

for 53-foot trailers. With easy connections to the 400 series highways (401, 427, and 409), transportation and logistics will be a breeze. The location is minutes away Toronto's Pearson International Airport, making it an ideal destination for import and export operations.

Overall, this state-of-the-art facility for businesses seeking efficient and top-quality industrial space.

Ready for Immediate Occupancy!



UNIT #102
137,500 SF

UNIT #102A
80,000 SF

UNIT #102B
57,500 SF

11 TRUCK-LEVEL DOORS

5 TRUCK-LEVEL DOORS

6 TRUCK-LEVEL DOORS

2 DRIVE-IN DOORS

1 DRIVE-IN DOOR

1 DRIVE-IN DOOR

2,773 SF GROUND FLOOR OFFICE & 2,773 SF MEZZANINE

2,773 SF GROUND FLOOR OFFICE & 2,773 SF MEZZANINE

BUILT TO SUIT OFFICE

\$17.65 PSF

\$17.95 PSF

\$17.95 PSF

TMI FOR 2025: \$4.50 PSF

Building Advantages



137,500 SF
FACILITY



30' - 36'
CLEAR HEIGHT



53'
TRAILER ACCESS



11 TL & 2 DI
SHIPPING DOORS



44' X 30'
BAY SIZE
EXPANSION AREA



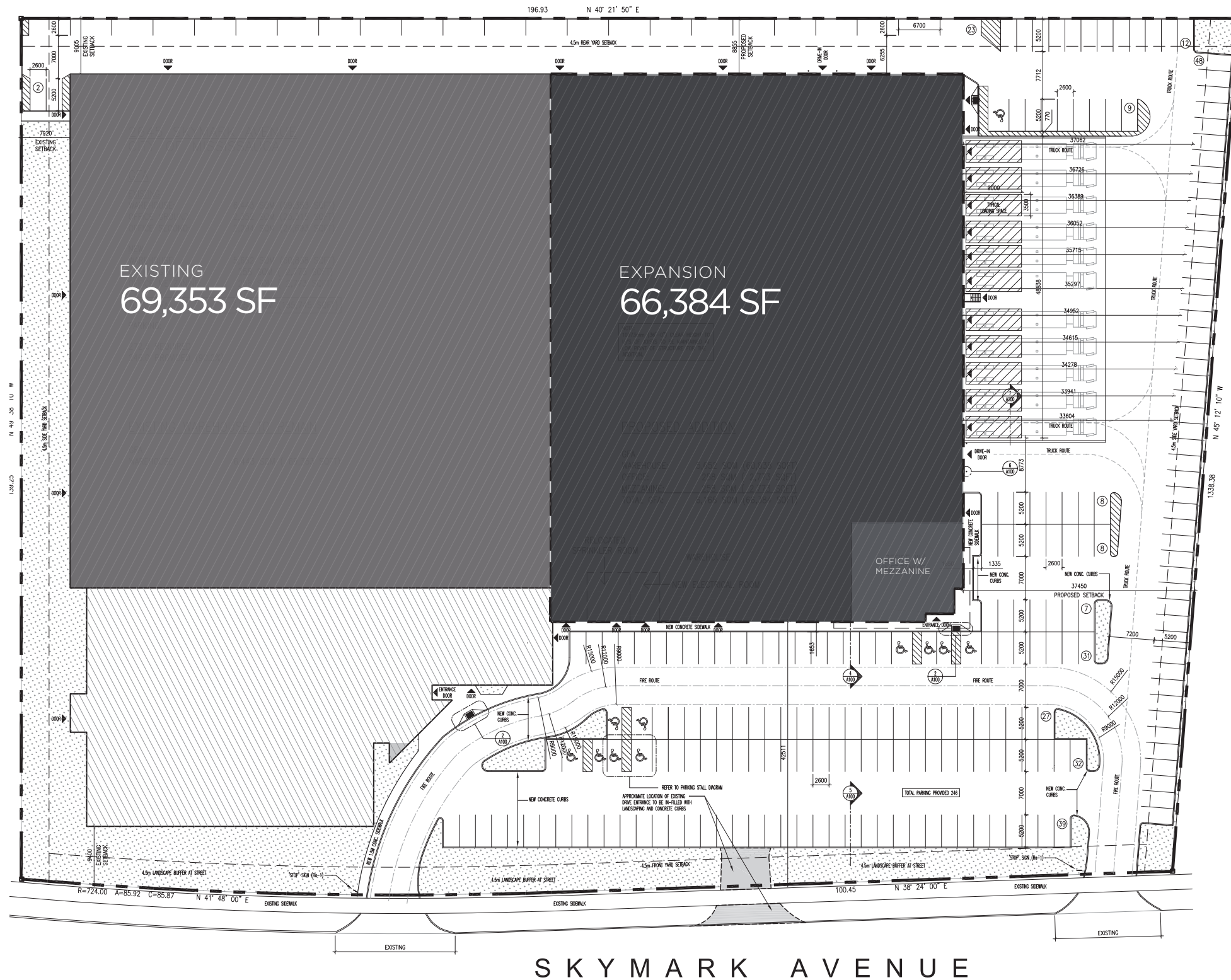
800A POWER



IMMEDIATE
OCCUPANCY

2645 Skymark Avenue

Mississauga, Ontario



Building Details

BUILDING AREA
137,500 SF

CLEAR HEIGHT EXISTING:
30' OF 69,353 SF

CLEAR HEIGHT EXPANSION:
36' OF 66,384 SF

SHIPPING:
11 TL & 2 DI DOORS

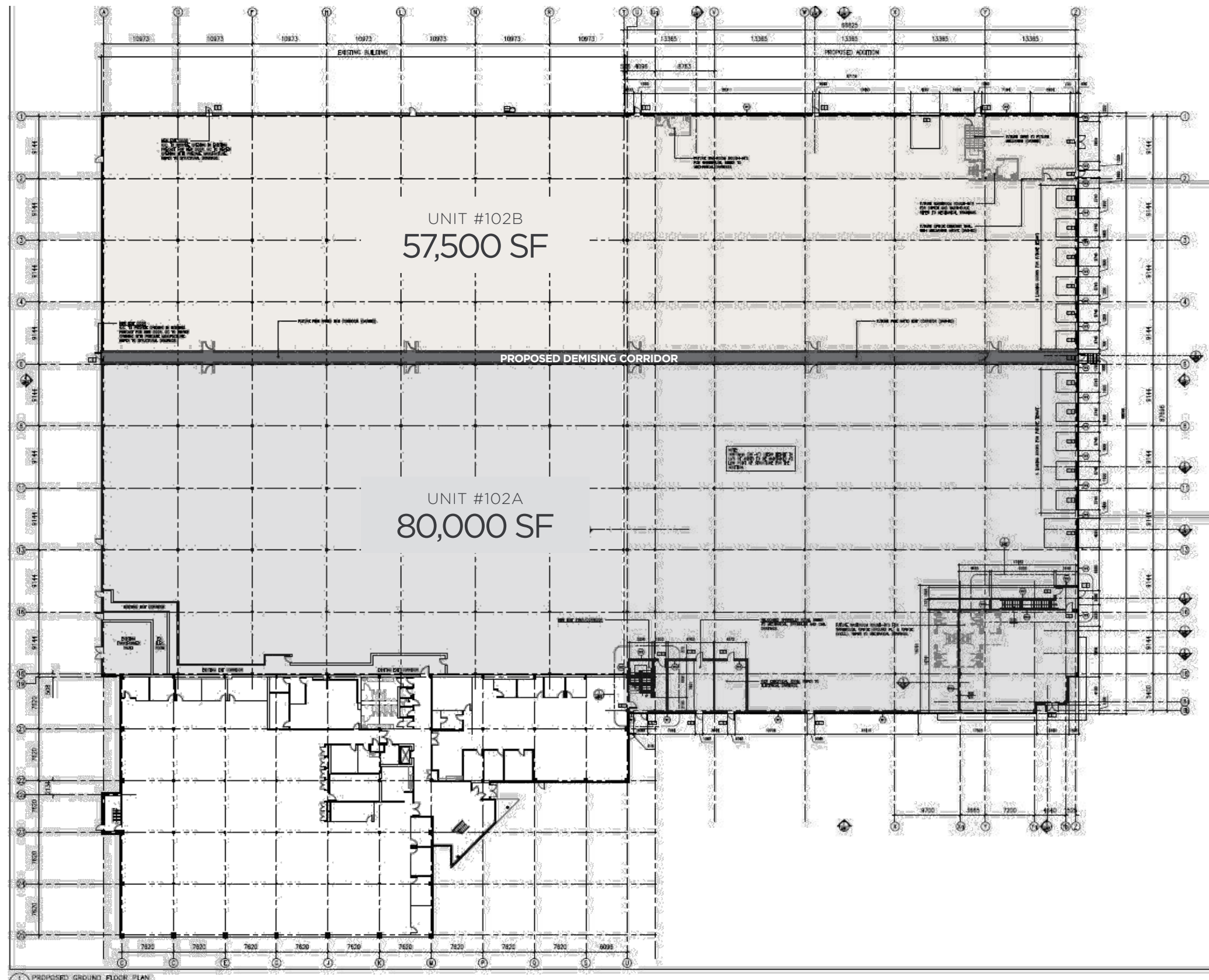
OFFICE GROUND:
2,773 SF FINISHED

OFFICE MEZZANINE
2,773 SF

*263 SF COMMON AREA INCLUDED IN SF



Floor Plan - Potential Division



E1 Zoning

Permitted Uses


- Medical Office
- Office
- Broadcasting /Communication Facility
- Manufacturing Facility
- Science And Technology Facility
- Warehouse Distribution Facility
- Medicinal Product Manufacturing Facility
- Commercial School
- Financial Institution
- Veterinarian Clinics
- Banquet Hall/Conference Centre/ Convention Centre
- Overnight Accommodation
- Active Recreational Use
- Entertainment Establishment
- Recreational Establishment
- University/College
- Courier/Messenger Service



Racking layout

Pallet Capacity

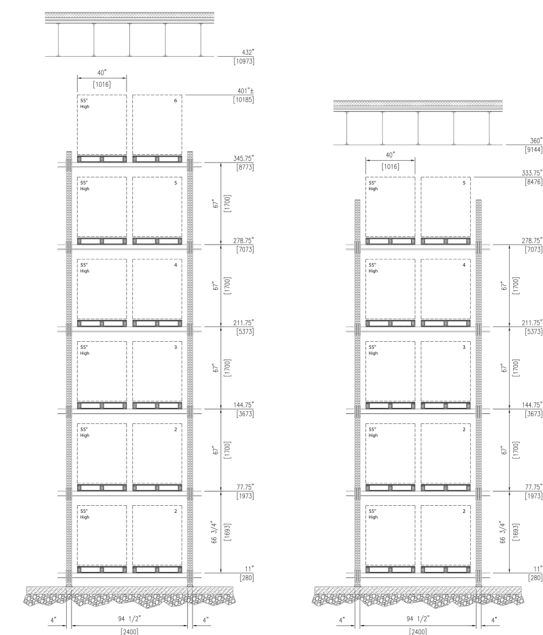
2645 Skymark Avenue's clear height at 30' & 36' has been designed to meet the demands of today's and tomorrow's industrial occupiers.




Double Deep selective floor plan
8,490 Net Pallet locations in 36 ft Clear
9,176 Net Pallet locations in 30 ft Clear
17,666 Total Pallet locations

Courtesy of

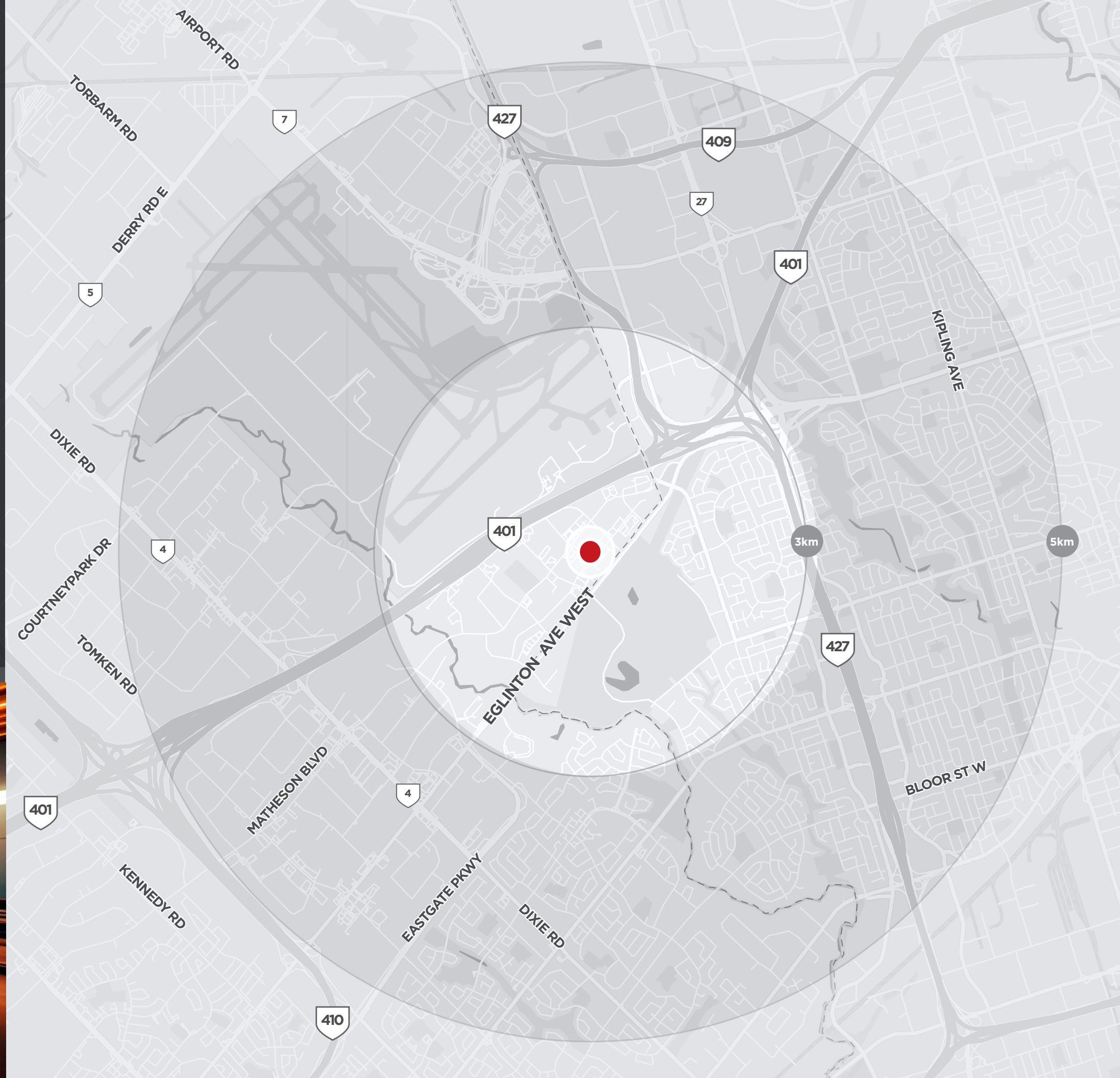
www.racking.ca
416.884.5443





Drive Times & Distances

Highway 401	3 MINS 2 KM
Highway 427	4 MINS 3 KM
Highway 410	8 MINS 9 KM
Highway 407	13 MINS 17 KM
Pearson Airport	8 MINS 5 KM
CN Rail Intermodal Yard	16 MINS 20 KM
CP Rail Intermodal Yard	19 MINS 23 KM
Downtown Toronto	29 MINS 25 KM



Local Transit

Several bus routes servicing the area with two stations and bus stops within a few minutes walk

- 3 minute walk from Skymark Avenue & Explorer Drive bus stop
- 4 minute walk from Orbitor Station
- 10 minute walk from Renforth Station



Location Suitability

////////

83

Highly Suitable

- Area has a low concentration of households and has an average number of people visiting and/or working during the day
- Area's ethnic composition is similar to the surrounding area
- Average-size, family households with children living in expensive homes
- Majority of the population is university educated, have white collar jobs, and average incomes
- The primary age group is dominated by the Baby Boomers (age 54 - 72) generation
- Trade area urbanicity is considered a Suburban market
- Sparse commercial landscape dominated by Coffee Shops and Banks

Area Demographics

3 KM

////////

TOTAL POPULATION

34,984

DAYTIME POPULATION

97,014

HOUSEHOLD INCOME

\$102,887

5 KM

////////

TOTAL POPULATION

123,413

DAYTIME POPULATION

287,152

HOUSEHOLD INCOME

\$103,170

10 KM

////////

TOTAL POPULATION

776,262

DAYTIME POPULATION

1,296,092

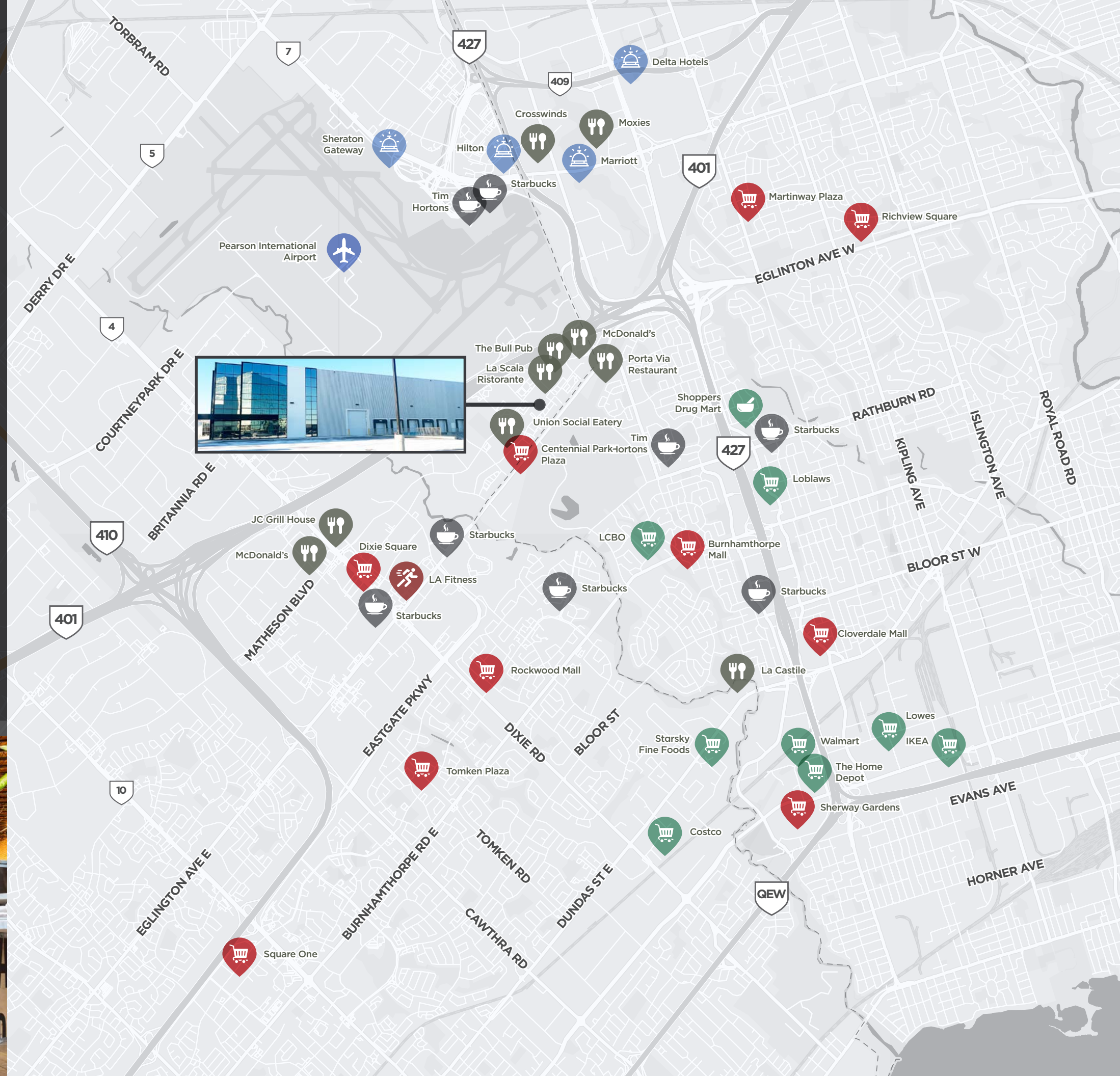
HOUSEHOLD INCOME

\$95,319

Amenities

10 shopping centres
all within a 10 minute drive

- Sherway Gardens
- Square One
- Cloverdale Mall
- Burnhamthorpe Mall
- Dixie Square
- Rockwood Mall
- Tomken Plaza
- Centennial Park Plaza
- Richview Square
- Martinway Plaza





Gala Developments

//////////

We draw on over 60 years of industry experience to deliver exceptionally-crafted buildings for residential, commercial and industrial use. Our projects are built to the highest standards and imbued with sustainable features that respond to current market demands, while anticipating the future.

As a family-run company, we take pride in our communities, knowing that they represent our personal legacy. Collaborating with best-in-class partners, we blend extraordinary talent and unique expertise across every stage in the development process. Our holistic approach, from planning and design, to construction, delivery, and customer care, gives us greater control over our communities, resulting in a better product and quality you can trust. Our team champions our core values to deliver places that welcome you, spaces that feel comfortable, buildings that inspire a better way to live.

2645 SKYMARK AVENUE, MISSISSAUGA



2645 Skymark Avenue

Mississauga, Ontario

//////////

For Inquiries, please contact listing agents

Goran Brelih, B.Sc.Eng., SIOR
Executive Vice President | Broker
416.756.5456
goran.brelih@cushwake.com

Diana McKennon
Sales Representative
416.642.5356
diana.mckennon@cushwake.com

©2025 Cushman & Wakefield ULC, Brokerage. All rights reserved. The information contained in this communication is strictly confidential. This information has been obtained from sources believed to be reliable but has not been verified. NO WARRANTY OR REPRESENTATION, EXPRESS OR IMPLIED, IS MADE AS TO THE CONDITION OF THE PROPERTY (OR PROPERTIES) REFERENCED HEREIN OR AS TO THE ACCURACY OR COMPLETENESS OF THE INFORMATION CONTAINED HEREIN, AND SAME IS SUBMITTED SUBJECT TO ERRORS, OMISSIONS, CHANGE OF PRICE, RENTAL OR OTHER CONDITIONS, WITHDRAWAL WITHOUT NOTICE, AND TO ANY SPECIAL LISTING CONDITIONS IMPOSED BY THE PROPERTY OWNER(S). ANY PROJECTIONS, OPINIONS OR ESTIMATES ARE SUBJECT TO UNCERTAINTY AND DO NOT SIGNIFY CURRENT OR FUTURE PROPERTY PERFORMANCE. **Broker *Sales representative

